



Thursday, August 22, 2024
Rocketship CA Board Committee (2024-25 Q1)

Meeting Time: 4:00pm

Public Comment: Members of the public can make comment on off-agenda items at the start of the meeting, and on agenda items immediately preceding the board's discussion of each item. You will be recognized once the public comment time begins, and be permitted to make comment for a duration of up to 3 minutes.

Meeting Location: 2001 Gateway Place, Suite 230E San Jose, CA 95110

Teleconference locations:

950 Owsley Ave, San Jose, CA 95122

1700 Cavallo Rd, Antioch, CA 94509

2351 Olivera Rd, Concord, CA 94520

909 Roosevelt Ave, Redwood City, CA 94061

311 Plus Park Blvd, Suite 130, Nashville, TN 37217

1670 Las Plumas Ave, San Jose, CA 95133

5309 Harwood Rd, San Jose, CA 95124

1. Opening Items

- A. Call to order
- B. Public comment on off-agenda items

2. Information Items

- A. Mission Moment and Executive Director Update

3. Consent Items

- A. Approve minutes from June 6, 2024 CA Board Committee meeting

4. Agenda Items

- A. Enrollment Update
- B. 24-25 CA Budget and Year End Financials
- C. CA Regional Priorities and Strategic Activities
- D. Family Engagement Update

5. Closed Session

- A. Public Employee Performance Evaluation Pursuant to Gov. Code Section § 54957: CA Executive Director

6. Agenda Items (contd.)

- A. Public report on actions taken in closed session

7. Adjourn

THE ORDER OF BUSINESS AND TIMINGS MAY BE CHANGED WITHOUT NOTICE: Notice is hereby given that the order of consideration of matters on this agenda may be changed without prior notice, provided that the Board takes action to effectuate such change.

REASONABLE ACCOMMODATION WILL BE PROVIDED FOR ANY INDIVIDUAL WITH A DISABILITY: Pursuant to the Rehabilitation Act

of 1973 and the Americans with Disabilities Act of 1990, any individual with a disability who requires reasonable accommodation to attend or participate in this meeting may request assistance by contacting us at compliance@rsed.org.

SPANISH & VIETNAMESE TRANSLATION: If you need Spanish or Vietnamese audio translation in order to access the Rocketship Board meeting, please send a request to compliance@rsed.org at least 24 hours before the start of the meeting.

If you would like to make a public comment in Spanish or Vietnamese and would like us to translate to English for the Board, please send a request to compliance@rsed.org at least 24 hours before the start of the meeting.

Si necesita traducción de audio al español para acceder a la reunión de la Mesa Directiva de Rocketship, envíe una solicitud a compliance@rsed.org por lo menos 24 horas antes del inicio de la reunión.

Si desea hacer un comentario público en español y desea que lo traduzcamos al inglés para la Mesa Directiva, envíe una solicitud a compliance@rsed.org por lo menos 24 horas antes del inicio de la reunión.

Rocketship CA Board Committee (2023-24 Q4) (Thursday, June 6, 2024)

Generated by Cristina Vasquez on Tuesday, June 11, 2024

1. Opening Items

A. Call to order

At 4:05pm, Ms. Bernal Samano took roll call. With a quorum of committee members present, Ms. Bernal Samano called the meeting to order.

Present: Diana Phuong, Courtney Shenberg, Matt Red, Hugo Castaneda, Yolanda Bernal Samano

Absent: Ruben Solorio, Deja Gipson

B. Public comment on off-agenda items

At 4:07pm, Ms. Bernal Samano called for public comment on off-agenda items. No comments from the public were made.

2. Consent Items

A. Approve minutes from the March 28, 2024 CA Board Committee meeting

B. Recommend approval of the 2024-25 Instructional Calendar to the Rocketship Public Schools Board of Directors

C. Recommend approval of the 2024-25 Employee Handbook to the Rocketship Public Schools Board of Directors

D. Recommend approval of the 2024-25 California Family Handbook to the Rocketship Public Schools Board of Directors

E. Recommend approval of the Title IX Policy Update to the Rocketship Public Schools Board of Directors

F. Recommend approval of the California Board Committee meeting calendar to the Rocketship Public Schools Board of Directors

At 4:07pm, a motion to approve consent items was made by Ms. Shenberg, seconded by Mr. Castaneda, and carried unanimously by roll call vote.

Y: Diana Phuong, Courtney Shenberg, Matt Red, Hugo Castaneda, Yolanda Bernal Samano

N: --

Abstain: --

3. Agenda Items

A. Executive Director Update

At 4:08pm, the committee discussed agenda item 3(A). No action was taken.

B. Review and Recommend Approval of 2024-2025 Annual Plan and Budget, including all Rocketship CA school-level budgets

At 4:30pm, the committee discussed agenda item 3(B).

At 5:07pm, a motion to approve consent items was made by Mr. Red, seconded by Mr. Castaneda, and carried unanimously by roll call vote.

Y: Diana Phuong, Courtney Shenberg, Matt Red, Hugo Castaneda, Yolanda Bernal Samano

N: --

Abstain: --

C. Review and Recommend Approval of Local Control Accountability Plans (LCAPs) for all CA Rocketship schools

At 5:07pm, the committee discussed agenda item 3(C).

At 5:26pm, a motion to approve consent items was made by Ms. Shenberg, seconded by Mr. Red, and carried unanimously by roll call vote.

Y: Diana Phuong, Courtney Shenberg, Matt Red, Hugo Castaneda, Yolanda Bernal Samano

N: --

Abstain: --

D. Review and Recommend Approval of CA School Dashboard 2023-24 Local Indicator Data

At 5:26pm, the committee discussed agenda item 3(D).

At 5:31pm, a motion to approve consent items was made by Mr. Castaneda, seconded by Mr. Red, and carried unanimously by roll call vote.

Y: Diana Phuong, Courtney Shenberg, Matt Red, Hugo Castaneda, Yolanda Bernal Samano

N: --

Abstain: --

At 5:32pm, Ms. Shenberg left the meeting.

E. EOY Achievement & 24-25 Curriculum Update

At 5:41pm, the committee discussed agenda item 3(E). No action was taken.

At 6:00pm, Ms. Shenberg rejoined the meeting.

F. Spring Family Survey Results

At 6:02pm, the committee discussed agenda item 3(F). No action was taken.

G. Staff and Student Intent to Return Update

At 6:24pm, the committee discussed agenda item 3(G). No action was taken.

H. After School Program Update

At 6:38pm, the committee discussed agenda item 3(H). No action was taken.

4. Adjourn

At 6:51pm, a motion to adjourn was made by Ms. Shenberg, seconded by Mr. Red, and carried unanimously by roll call vote.

Y: Diana Phuong, Courtney Shenberg, Matt Red, Hugo Castaneda, Yolanda Bernal Samano

N: --

Abstain: --



Q1 Rocketship Public Schools CA Board Committee Meeting

August 22, 2024



Agenda

1. Opening Items

A. Call to order

B. Public comment on off-agenda items

2. Information Items

A. Mission Moment and Executive Director Update

3. Consent Items

A. Approve minutes from June 6, 2024 CA Board Committee meeting

4. Agenda Items

A. Enrollment Update

B. 24-25 CA Budget and Year End Financials


C. CA Regional Priorities and Strategic Activities

D. Family Engagement Update


5. Closed Session

A. Public Employee Performance Evaluation Pursuant to Gov. Code Section § 54957: CA Executive Director


6. Adjourn



Opening Items: Call to Order




Opening Items: Public Comment



Executive Director Update



First Day of School Highlights



Day 1 Door Knocking



Rocketship staff door knocked to make an in person touch with students absent on Day 1. This resulted in an increase of attendance from 94% to 96% on day 2!

Day 1 Staffing

| Campus | Principal | AP | Teacher | ISE Specialist | Hourly Instruct | Para | Hourly Ops |
|--------------|-----------|----------|----------|----------------|-----------------|----------|------------|
| RMS | 0 | 0 | 3 | 0 | 0 | 1 | 0 |
| RSSP | 0 | 0 | 0 | 0 | 1 | 1 | 0 |
| RLS | 0 | 0 | 0 | 0 | 1 | 0 | 0 |
| ROMO | 0 | 0 | 0 | 0 | 0 | 0 | 0 |
| RDP | 0 | 0 | 0 | 0 | 0 | 0 | 0 |
| RBM | 0 | 0 | 1 | 0 | 0 | 1 | 0 |
| RSA | 0 | 0 | 0 | 0 | 0 | 1 | 0 |
| RSK | 0 | 0 | 0 | 0 | 0 | 0 | 0 |
| RFZ | 0 | 0 | 1 | 0 | 0 | 0 | 0 |
| RRS | 0 | 0 | 1 | 0 | 2 | 1 | 1 |
| RRWC | 0 | 0 | 2 | 0 | 1 | 0 | 0 |
| RFA | 0 | 0 | 0 | 1 | 1 | 0 | 2 |
| RDL | 0 | 0 | 0 | 0 | 0 | 0 | 1 |
| Total | 0 | 0 | 8 | 1 | 6 | 5 | 4 |

Update on historically hard-to-fill positions:

- 12/13 schools are fully hired among their ISE teaching positions
- Lowest # of para vacancies on Day 1 in the past two years.



July All Staff Highlights



52 Rocketship staff celebrated their **5th year of service**

18 Rocketship staff celebrated their **10th year of service**

4 Rocketship staff celebrated their **15th year of service**

Progress on our Renewal Charter Petitions




532 Rocketship families & staff have RSVP'd to attend at least 1 Renewal Hearing.

We are 12% toward our RSVP goal of 4,410 by 10/30

- **RSSP** charter petition submitted on 8/20.
- **RSA & RBM** Charter Petitions on track to be submitted by 9/3

Enrollment Update



As of 8/12 the region stands at **92% to Budgeted Staffing Projection**

| School | BSP Target | Current Enrollment | % to BSP |
|--------|------------|--------------------|----------|
| RMS | 514 | 465 | 90% |
| RSSP | 321 | 264 | 82% |
| RLS | 369 | 307 | 83% |
| ROMO | 600 | 549 | 91% |
| RDP | 426 | 398 | 93% |
| RBM | 520 | 482 | 92% |
| RSA | 550 | 549 | 99% |
| RSK | 570 | 548 | 96% |
| RFZ | 573 | 525 | 91% |
| RRS | 620 | 639 | 103% |

| School | BSP Target | Current Enrollment | % to BSP |
|--------|------------|--------------------|----------|
| RRWC | 315 | 286 | 90% |
| RFA | 660 | 674 | 102% |
| RDL | 620 | 539 | 86% |
| Region | 6,658 | 6,225 | 92% |



As of 8/12 the region stands at **90%** to campus target

| School | Campus Target | Current Enrollment | % to CT |
|--------|---------------|--------------------|---------|
| RMS | 532 | 465 | 87% |
| RSSP | 333 | 264 | 79% |
| RLS | 377 | 307 | 81% |
| ROMO | 620 | 549 | 89% |
| RDP | 460 | 398 | 87% |
| RBM | 550 | 482 | 88% |
| RSA | 575 | 549 | 95% |
| RSK | 600 | 548 | 91% |
| RFZ | 620 | 525 | 85% |
| RRS | 645 | 639 | 99% |

| School | Campus Target | Current Enrollment | % to CT |
|--------|---------------|--------------------|---------|
| RRWC | 325 | 286 | 88% |
| RFA | 675 | 674 | 100% |
| RDL | 640 | 539 | 84% |
| Region | 6,952 | 6,225 | 90% |

Key Takeaways:

- Kinder continues to be the gap for recruitment (-281 gap across the region).
- 3/13 schools have hit the campus target goal of 92%+.



We need 433 new Rocketeers to enroll in order to meet our regional budgeted staff projection

| School | BSP Target | Current Enrollment | Gap* |
|--------|------------|--------------------|------|
| RMS | 514 | 465 | -49 |
| RSSP | 321 | 264 | -57 |
| RLS | 369 | 307 | -62 |
| ROMO | 600 | 549 | -51 |
| RDP | 426 | 398 | -28 |
| RBM | 520 | 482 | -38 |
| RSA | 550 | 549 | -1 |
| RSK | 570 | 548 | -22 |
| RFZ | 573 | 525 | -48 |
| RRS | 620 | 639 | +19 |

| School | BSP Target | Current Enrollment | Gap |
|--------|------------|--------------------|------|
| RRWC | 315 | 286 | -29 |
| RFA | 660 | 674 | +14 |
| RDL | 620 | 539 | -81 |
| Region | 6,658 | 6,225 | -433 |



We need 727 new Rocketeers to enroll in order to meet our regional campus target

| School | Campus Target | Current Enrollment | Gap* |
|--------|---------------|--------------------|------|
| RMS | 532 | 465 | -75 |
| RSSP | 333 | 264 | -68 |
| RLS | 377 | 307 | -74 |
| ROMO | 620 | 549 | -85 |
| RDP | 460 | 398 | -70 |
| RBM | 550 | 482 | -61 |
| RSA | 575 | 549 | -34 |
| RSK | 600 | 548 | -49 |
| RFZ | 620 | 525 | -97 |
| RRS | 645 | 639 | -20 |

| School | Campus Target | Current Enrollment | Gap |
|--------|---------------|--------------------|------|
| RRWC | 325 | 286 | -45 |
| RFA | 675 | 674 | -14 |
| RDL | 640 | 539 | -113 |
| Region | 6,952 | 6,225 | -727 |

Key Takeaway:

- 208 new students are “in progress” of completing enrollment.
- If all of 208 students complete enrollment, our gap to campus target will be 519 new students



We highly recommend to lower Campus Targets at
RSSP, RLS, ROMO, and RFZ

EDUCATION SAN JOSE

San Jose school districts forced to consider campus closures

June 13th, 2024

Report by Daniel DiSalvo, Reade Ben

32 Minute Read

Share

Empty Desks: The Policy Response to Declining Public School Enrollment

Most all of our East San Jose campuses have been hit the
hardest with recruitment and enrollment.

Key Takeaways:

- 146 of families that have relocated
- 118 of apps for RSSP, RLS, ROMO, RFZ vs 169 in 23-24
from July to first day of school



Revised Campus Target Recommendations for specific campuses

| School | Current BSP | Rec. BSP | Current CTs | Rec. CTs |
|----------------------------------|-------------|----------|-------------|----------|
| Rocketship Si Se Puede | 321 | 300 | 333 | 314 |
| Rocketship Los Sueños | 369 | 335 | 377 | 350 |
| Rocketship Mosaic | 600 | 575 | 620 | 600 |
| Rocketship Fuerza Community Prep | 573 | 555 | 620 | 580 |

August Enrollment YoY Growth: 6,225 Rocketeers enrolled this year, up from 6,193 last year

| School | 24-25 Enroll. | 23-24 Enroll. |
|--------|---------------|---------------|
| RMS | 465 | 455 |
| RSSP | 264 | 283 |
| RLS | 307 | 319 |
| ROMO | 549 | 557 |
| RDP | 398 | 383 |
| RBM | 482 | 449 |
| RSA | 549 | 497 |
| RSK | 548 | 547 |
| RFZ | 525 | 527 |
| RRS | 639 | 643 |

| School | 24-25 Enroll | 23-24 Enroll. |
|--------|--------------|---------------|
| RRWC | 286 | 285 |
| RFA | 674 | 665 |
| RDL | 539 | 583 |
| Region | 6,225 | 6,193 |



Enrollment Strategy Now & Moving Forward

March 2024 - August 2024

- Updated enrollment dashboard
- All 13 schools maintained a dedicated office staff throughout the summer to support enrollment hours.
- Additional talent dedicated to summer recruitment
 - 1 in San Jose, 2 in Concord, & 1 in Antioch
- All NeST Super Recruitment Day in June

Enrollment Moving Forward

- Continuing to progress monitor Day 0-30 initiatives
- Enrollment meetings scheduled for Week 3 of school
- Family Referral Campaign efforts during dismissal, Launch, Cafecito, Back to School Night, & more!
- Focus on onboarding processes for new students and families post day 1
- Initiating a team of Recruitment Ambassadors (Family and Staff) at each campus

Discussion:

- What are other opportunities & ideas can we implement to continue to move enrollment forward?
- What further questions do you have about our enrollment efforts?



24-25 CA Budget and Year End Financials



CA FY24 Actuals Summary

| Total CA Region | FY24 Actuals | | | | | | | | | | | | | | FY24 Forecast (Q3 Version) | | | |
|-----------------------------------|---------------|--------------|--------------|---------------|--------------|---------------|---------------|---------------|---------------|--------------|---------------|---------------|---------------|------------------|----------------------------|-----------------|-----------------|--------------|
| (\$000s) | RMS | RSSP | RLS | ROMO | RDP | RBM | RSA | RSK | RFZ | RRWC | RRS | RFA | RDL | Total CA Schools | CA Nest | Total CA Region | Total CA Region | Variance |
| Federal Revenue | 1,350 | 1,221 | 1,060 | 1,238 | 1,278 | 1,721 | 928 | 1,186 | 1,532 | 1,160 | 1,279 | 1,239 | 699 | 15,893 | 0 | 15,893 | 15,480 | 414 |
| State and Other Local | 9,146 | 6,723 | 7,767 | 11,143 | 7,904 | 10,117 | 9,612 | 10,583 | 11,377 | 5,626 | 12,021 | 10,336 | 10,668 | 123,023 | 0 | 123,023 | 124,022 | -1,000 |
| Int Transfers/Network Support Fee | 0 | 0 | 0 | 0 | 0 | 0 | 0 | 0 | 0 | 0 | 0 | 0 | 0 | 0 | 6,064 | 6,064 | 6,345 | -281 |
| Grants and Fundraising | 1 | 51 | 11 | 16 | 0 | 62 | 35 | 44 | 9 | 0 | 8 | 0 | 52 | 286 | 120 | 407 | 241 | 166 |
| Total Revenues | 10,497 | 7,995 | 8,837 | 12,397 | 9,182 | 11,900 | 10,575 | 11,813 | 12,918 | 6,785 | 13,308 | 11,575 | 11,419 | 139,202 | 6,184 | 145,387 | 146,088 | -701 |
| Total Comp & Benefits Expenses | 4,548 | 3,574 | 4,082 | 6,186 | 4,047 | 5,244 | 4,855 | 5,295 | 4,833 | 3,164 | 5,089 | 5,467 | 4,760 | 61,145 | 3,367 | 64,512 | 66,057 | 1,544 |
| Books and Supplies | 655 | 378 | 375 | 364 | 432 | 473 | 369 | 487 | 513 | 480 | 557 | 618 | 493 | 6,194 | 403 | 6,597 | 7,247 | 650 |
| Food Services | 391 | 291 | 266 | 450 | 369 | 482 | 415 | 492 | 441 | 288 | 393 | 418 | 389 | 5,084 | 0 | 5,084 | 5,179 | 95 |
| Facility Fee | 939 | 638 | 883 | 904 | 750 | 873 | 740 | 935 | 1,192 | 20 | 935 | 409 | 1,112 | 10,330 | 0 | 10,330 | 10,105 | -225 |
| Leases and Repairs | 353 | 298 | 269 | 356 | 292 | 277 | 320 | 228 | 414 | 132 | 322 | 231 | 312 | 3,806 | 411 | 4,216 | 3,216 | -1,001 |
| Network Support Fee | 1,418 | 1,013 | 1,158 | 1,677 | 1,213 | 1,571 | 1,373 | 1,635 | 1,702 | 867 | 1,789 | 1,567 | 1,593 | 18,575 | 0 | 18,575 | 19,317 | 742 |
| Other Program Expenses | 2,304 | 1,295 | 1,278 | 1,612 | 1,858 | 1,888 | 1,711 | 1,401 | 2,089 | 1,547 | 1,651 | 2,279 | 2,111 | 23,025 | 1,670 | 24,695 | 29,337 | 4,642 |
| Total Expenses | 10,609 | 7,487 | 8,311 | 11,549 | 8,961 | 10,809 | 9,783 | 10,472 | 11,184 | 6,498 | 10,736 | 10,990 | 10,770 | 128,159 | 5,850 | 134,009 | 140,458 | 6,449 |
| CINA | -112 | 507 | 527 | 848 | 221 | 1,091 | 792 | 1,341 | 1,734 | 287 | 2,572 | 586 | 649 | 11,043 | 334 | 11,377 | 5,630 | 5,748 |

Changes from Q3 Forecast

Projected CINA at the region increased by about \$6mm on the basis of total expenses running about \$6.5mm under budget and a small decrease in revenue.

While some final values are likely to change in audit, we know that the region as a whole exceeded its CINA target and is well clear of debt covenants.

One school, RMS, finished with a negative CINA.

Budget Revisions since June

Following initial approval, regional and national teams have worked closely to stress test and update our budgets for the year taking into account newly available information:

- State funding formula changes
- Updated spending plans for restricted grants resulting in more accurate revenue estimates
- Expense updates, including benefits actuals, revised staffing plans, and contractual cost changes.

In addition, we have been closely monitoring enrollment progress to manage revenue targets:

- CA has reduced its target by 1.5%.



CA FY25 Budget Summary

| Total CA Region | FY25 Budget (August Version) | | | | | | | | | | | | | | FY25 Budget (June Version) | | | |
|-----------------------------------|------------------------------|--------------|--------------|---------------|--------------|---------------|---------------|---------------|---------------|--------------|---------------|---------------|---------------|------------------|----------------------------|-----------------|-----------------|---------------|
| ((\$000s)) | RMS | RSSP | RLS | ROMO | RDP | RBM | RSA | RSK | RFZ | RRWC | RRS | RFA | RDL | Total CA Schools | CA Nest | Total CA Region | Total CA Region | Variance |
| Enrollment | 514 | 300 | 335 | 575 | 426 | 520 | 550 | 570 | 555 | 315 | 620 | 660 | 620 | 6,560 | 0 | 6,560 | 6,658 | -98 |
| Federal Revenue | 594 | 439 | 435 | 622 | 550 | 709 | 648 | 560 | 672 | 426 | 599 | 666 | 608 | 7,528 | 0 | 7,528 | 7,737 | -209 |
| State | 9,961 | 6,568 | 7,640 | 11,581 | 8,503 | 11,173 | 10,072 | 10,878 | 11,491 | 5,738 | 12,305 | 11,172 | 12,057 | 129,139 | 0 | 129,139 | 127,361 | 1,778 |
| Other Local Revenues | 1 | 7 | 1 | 0 | 0 | 0 | 0 | 0 | 0 | 60 | 1 | 1 | 1 | 73 | 0 | 73 | 15 | 58 |
| Int Transfers/Network Support Fee | 0 | 0 | 0 | 0 | 0 | 0 | 0 | 0 | 0 | 0 | 0 | 0 | 0 | 0 | 6,362 | 6,362 | 6,267 | 95 |
| Grants and Fundraising | 0 | 0 | 0 | 0 | 0 | 0 | 0 | 0 | 0 | 0 | 0 | 0 | 0 | 0 | 0 | 0 | 0 | 0 |
| Total Revenues | 10,557 | 7,014 | 8,076 | 12,203 | 9,053 | 11,882 | 10,720 | 11,437 | 12,163 | 6,224 | 12,905 | 11,840 | 12,667 | 136,740 | 6,362 | 143,102 | 141,380 | 1,722 |
| Certificated Salaries | 2,251 | 1,290 | 1,738 | 2,465 | 2,078 | 2,541 | 2,493 | 2,537 | 2,321 | 1,362 | 2,474 | 2,653 | 2,579 | 28,783 | 185 | 28,967 | 29,229 | 262 |
| Classified Salaries | 1,529 | 1,088 | 1,205 | 1,945 | 1,372 | 1,677 | 1,489 | 1,694 | 1,816 | 1,113 | 1,891 | 1,892 | 1,852 | 20,564 | 1,782 | 22,346 | 21,093 | -1,253 |
| Employee Benefits | 1,169 | 701 | 891 | 1,337 | 1,078 | 1,297 | 1,232 | 1,284 | 1,260 | 781 | 1,351 | 1,454 | 1,391 | 15,228 | 459 | 15,687 | 15,730 | 43 |
| Books and Supplies | 536 | 284 | 332 | 427 | 330 | 434 | 458 | 450 | 431 | 328 | 514 | 695 | 451 | 5,668 | 316 | 5,984 | 5,955 | -30 |
| Food Services | 414 | 301 | 265 | 469 | 407 | 493 | 418 | 490 | 449 | 279 | 386 | 411 | 396 | 5,179 | 52 | 5,231 | 5,231 | 0 |
| Operating and Housekeeping | 277 | 258 | 197 | 208 | 181 | 300 | 266 | 202 | 274 | 168 | 277 | 282 | 251 | 3,141 | 1 | 3,142 | 3,114 | -28 |
| Professional Services | 1,452 | 1,044 | 985 | 1,273 | 1,107 | 1,371 | 1,288 | 1,368 | 1,429 | 993 | 1,376 | 1,801 | 1,562 | 17,049 | 872 | 17,921 | 17,636 | -285 |
| Other Operating Expenses | 246 | 104 | 118 | 161 | 121 | 145 | 150 | 163 | 147 | 129 | 161 | 215 | 185 | 2,045 | 531 | 2,577 | 2,577 | 0 |
| Facility Fee | 886 | 622 | 881 | 886 | 766 | 853 | 731 | 912 | 1,109 | 22 | 895 | 415 | 1,134 | 10,112 | 0 | 10,112 | 10,747 | 635 |
| Leases and Repairs | 182 | 116 | 168 | 241 | 197 | 194 | 195 | 195 | 276 | 43 | 236 | 229 | 206 | 2,478 | 397 | 2,875 | 2,875 | 0 |
| Network Support Fee | 1,468 | 972 | 1,134 | 1,698 | 1,238 | 1,649 | 1,478 | 1,598 | 1,715 | 854 | 1,827 | 1,659 | 1,794 | 19,084 | 0 | 19,084 | 18,801 | -282 |
| Miscellaneous Expenses | 66 | 125 | 133 | 603 | 49 | 457 | 110 | 321 | 267 | 20 | 610 | 48 | 480 | 3,287 | 700 | 3,988 | 3,771 | -217 |
| Total Expenses | 10,477 | 6,903 | 8,048 | 11,713 | 8,924 | 11,411 | 10,308 | 11,214 | 11,495 | 6,094 | 11,998 | 11,753 | 12,281 | 132,618 | 5,296 | 137,914 | 136,760 | -1,154 |
| CINA | 79 | 111 | 28 | 490 | 129 | 470 | 413 | 223 | 668 | 131 | 906 | 86 | 386 | 4,122 | 1,066 | 5,188 | 4,619 | 568 |

Changes from June Version

Funding formula changes have resulted in slightly less federal revenue

Revised grant plans have resulted in more restricted state revenue, offsetting decrease in unrestricted state revenue from enrollment drop.

Personnel expense increase is due to new restricted grant spending, other categories essentially flat.

Bottom line - all campuses are still projected CINA-positive and the regional projected CINA is slightly higher than projected in June.

CA Regional Priorities & Strategic Activities



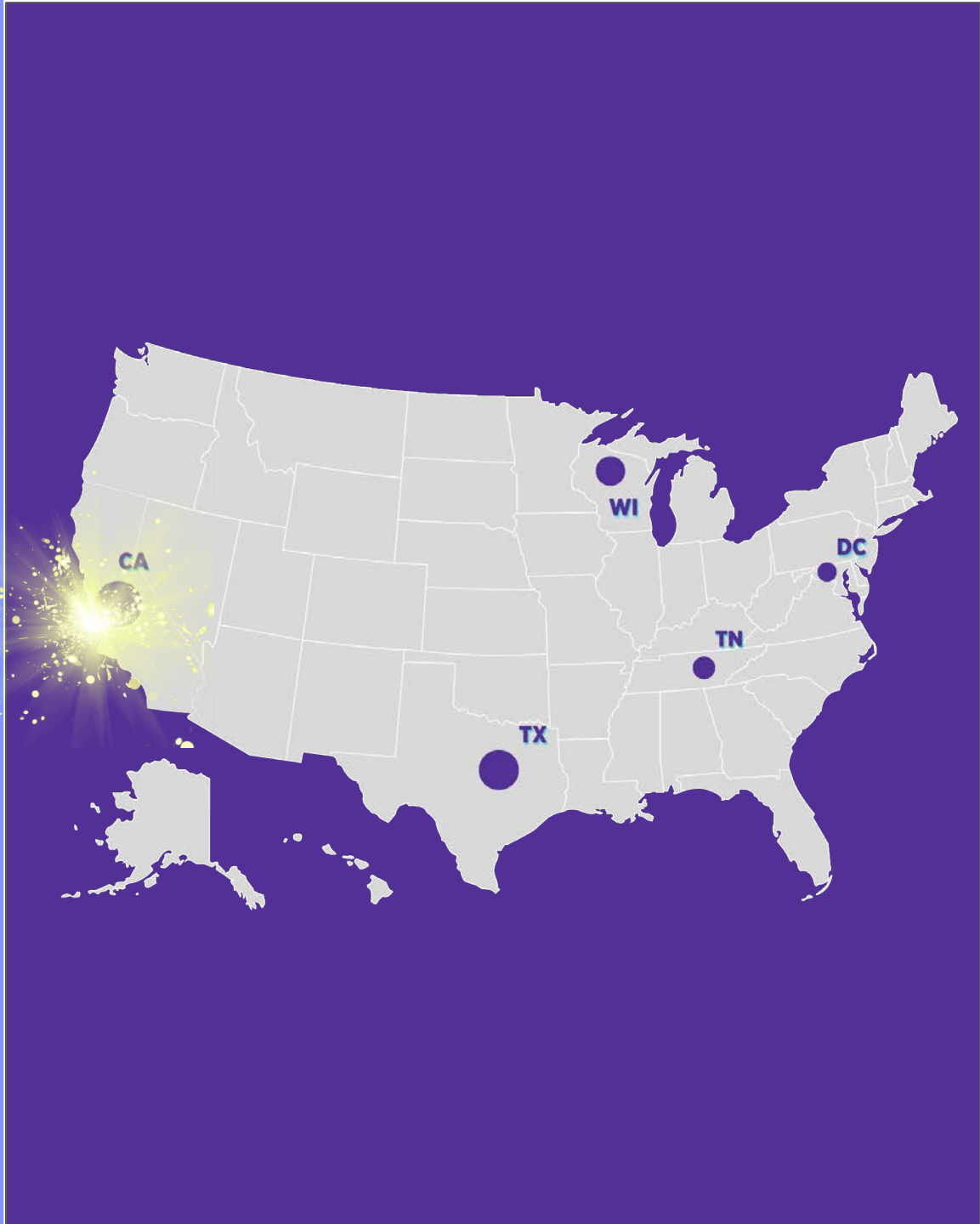
**Revolutionizing
education today to
catalyze a more just
tomorrow.**



IGNITE CHANGE



CHARGING OUR ACHIEVEMENT





Rocketship CA Annual Priorities

Quality Schools

Deepen Family Relationships and Elevate the Model

As measured by the NWEA...

Math

43%

above the 67th
percentile

Reading

40%

above the 67th
percentile

Community Power

Revolutionize Family and Staff Engagement in our
Movement

1,000

families & staff are engaged in the
renewal process to yield positive
renewal decisions this year and beyond

Scaled Impact

Strengthen Enrollment System Implementation

97%

Enrollment to
Campus Target

Culture of Excellence and Belonging

Fortify a Climate of Trust and Teamwork

-2.5 → 6

Increase in our
eNPS Score



IGNITE CHANGE



CHARGING OUR ACHIEVEMENT



**Strengthen Enrollment
System Implementation**

Strategic Activities

Systematizing Data Entry. Onboard, train, and monitor enrollment paperwork campus team to support with expediting enrollment data entry

OM/P Enrollment Meetings. Redesign OM/P 1:1 structure and tools to monitor/follow-up on progress and create high leverage actions towards campus targets

OM/P Cluster Meetings. Create and implement OM/P cluster enrollment meetings to improve collaboration towards reaching campus target and attendance

All Hands in Recruitment. Develop family ambassadors and staff into strong RPS recruiters through trainings that will expand our outreach across communities

Lead Measures

of schools independently reporting action steps to achieve campus target

of schools with 80% Conversion Rate

% of students moving through enrollment funnel

95.8% → 97%

**Enrollment to
Campus Target**

| Regional Campus Targets | |
|-------------------------|---------------|
| 23.24 | 24.25 |
| 6635 students | 6846 students |

IGNITE CHANGE



CHARGING OUR ACHIEVEMENT



**Fortify a Climate of
Trust and Teamwork**

Strategic Activities

Deepening Coaching: Enhance the effectiveness of 1:1s through the professional development of regional managers and school leaders

Responding to Feedback: Establish a systematic communication plan for the CA Executive team and School Leaders to address feedback and to improve transparency in how feedback is processed and acted upon.

CA NeST-SL Collaboration: Define and implement clear CA NeST-SL collaboration structures and tools to strengthen relationships and enhance collective impact on student outcomes.

Lead Measures

% of 1:1s held each week

% of staff attendance

% of our GE/ISE teachers who identify as Latino-o/Hispanic, Black or African American, and Asian CA staff retained month to month

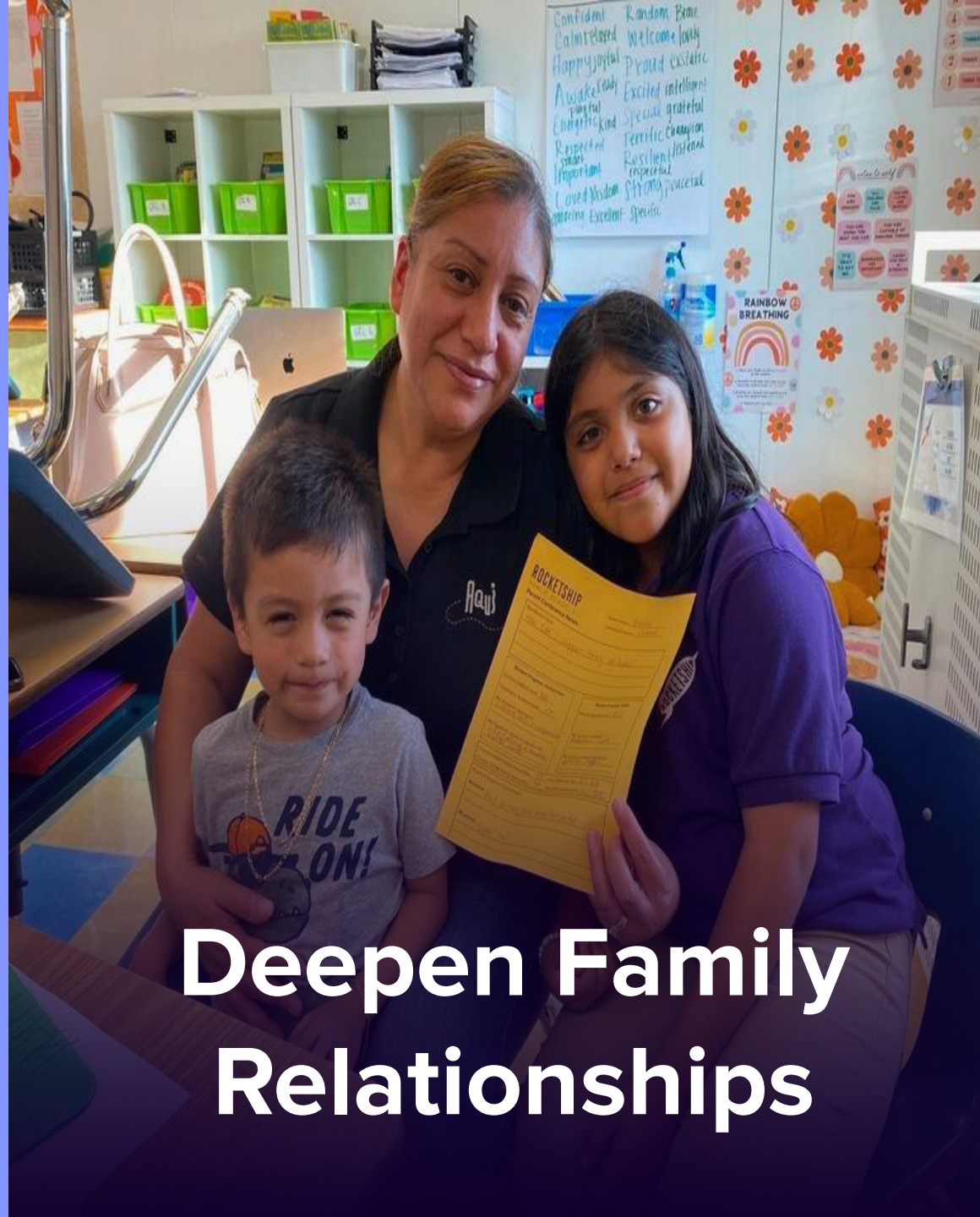
 **-2.5 → 6**

**Increase in our
eNPS Score**

IGNITE CHANGE



CHARGING OUR ACHIEVEMENT



Deepen Family Relationships

Strategic Activities

Family Communication: Develop all school staff into strong Parent Square users through trainings that increase meaningful family communication and accelerate student achievement

Partnership in Academics: Realign and execute family partnership event SSM and resources to strengthen relationships with all SLs and accelerate student achievement.

Attendance: Refine and implement attendance communication and family meetings to improve attendance and reduce chronic absenteeism

Lead Measures

% attendance at family engagement in-person events

% of schools meeting 94%+ ADA weekly

IGNITE CHANGE



CHARGING OUR ACHIEVEMENT



Elevate the Model

Strategic Activities

Small Group Instruction: Revise and implement instructional model for SGI in order to better personalize our instructional approach

Content Coaching: Refine and implement coaching core structures and tools for content module launches, itmc, DAMs and to accelerate teacher development

Rocketship Reads: Foster a deeper love of reading by defining and implementing core practices meaningful practice and access to text

Lead Measures

% of students mastering:
STEM module, CKLA unit,
F&P assessments

% of instructional staff
meeting weekly coaching
goal

Quality Schools

34% → 40%

above the 67th
percentile in

Reading

40% → 43%

above the 67th
percentile in

Math

As measured by NWEA

IGNITE CHANGE



CHARGING OUR ACHIEVEMENT



**Revolutionize Family
and Staff Engagement
in Our Movement**

Strategic Activities

Renewal Playbook: Generate standard operating procedures (playbook) to engage staff and families to yield positive renewal decision

Renewal Trainings: Design and facilitate school and nest staff renewal trainings to invest staff in the charter movement and engage in ongoing renewals.

CLOC SSM: Develop and implement CLOC scope and sequence to ensure family and staff leaders are aligned on the renewal process.

External Affairs Development: Lead onboarding and ongoing development for new EA team to foster champions for our movement throughout California

Lead Measures

Renewal RSVPs for Hearing & Vote

of families and staff leaders that attend CLOC and research meetings



1,000

**families & staff are engaged in the
renewal process to yield positive
renewal decisions this year and beyond**

Upcoming Renewals

RSSP

Public Hearing: September 18, 2024

Decision Hearing: November 6, 2024

RSA and RBM

Public Hearing: October 2, 2024

Decision Hearing: November 20, 2024



2025-2026

RDL & RSK



CA Dashboard

| | |
|---------------------------------------|---|
| What it is | An online tool that shows how local educational agencies and schools are performing on state and local indicators that are included in California's school accountability system. |
| Why was the Dashboard created? | The Dashboard was created to give parents and the public a complete picture of what is happening in our schools and districts and to identify those that need extra support. |
| What are the state indicators? | <ul style="list-style-type: none">● Academic (reported separately for English language arts/literacy [ELA] and mathematics assessments)● English Learner Progress● Chronic Absenteeism● Graduation Rate● Suspension Rate● College/Career |

CA Dashboard

| | | Suspension Rates | Chronic Absentee Rates | ELA Academic Indicator | Math Academic Indicator | ELPI (EL Progress) |
|------------------------------------|--------------|---------------------|------------------------|------------------------|-------------------------|---------------------|
| School | Subgroup | 22-23 Overall Level | 22-23 Overall Level | 22-23 Overall Level | 22-23 Overall Level | 22-23 Overall Level |
| Rocketship Academy Brilliant Minds | All Students | Level 5 | Level 3 | Level 3 | Level 4 | Level 4 |
| Rocketship Alma Academy | All Students | Level 5 | Level 3 | Level 2 | Level 3 | Level 1 |
| Rocketship Si Se Puede Academy | All Students | Level 5 | Level 3 | Level 2 | Level 2 | Level 4 |
| Rocketship Delta Prep | All Students | Level 5 | Level 1 | Level 2 | Level 2 | Level 3 |
| Rocketship Spark Academy | All Students | Level 5 | Level 3 | Level 5 | Level 5 | Level 1 |
| | | | | | | |
| Alum Rock Elementary | All Students | Level 3 | Level 1 | Level 2 | Level 2 | Level 2 |
| Franklin-McKinley Elementary | All Students | Level 2 | Level 3 | Level 2 | Level 2 | Level 2 |
| San Jose Unified | All Students | Level 2 | Level 2 | Level 4 | Level 2 | Level 2 |
| Antioch Unified | All Students | Level 2 | Level 3 | Level 2 | Level 1 | Level 2 |



Response to CA Dashboard

Chronic Absenteeism:

- Implemented attendance meetings in collaboration with CareCorps Coordinator, Principal, Office Manager, and families approaching 18 total absences
- CareCorps Coordinator primary responsibility is to build relationships with families who are chronically absent and work on systems to increase their attendance

Suspensions:

- After COVID every campus has a wellness teacher or counselor to provide social-emotional support
- Regular professional development amongst staff to support restorative justice practices
- Effective Tier 2 interventions like check-in, check-out and social skills groups

Academic Indicators (Math, ELA, ELPI)

- Transition to new Math curriculum (Eureka) and lower literacy curriculum (CKLA) in 23-24
- Tiered approach to academic support
 - RSA and RSSP will receive additional tutoring through Step Up Math and BATA
 - RDL will receive virtual tutoring through Ignite and piloting Tier 1 instructional shifts for grade levels with more than 50% below 33rd percentile
- Invested in increased multilingual talent (1 manager to 2 managers) to provide more on-campus designated ELD support




Board Discussion

- What risks or challenges do you foresee in achieving these priorities? How would you suggest we mitigate these risks?
- What advice do you have for ensuring we effectively monitor and adapt our strategies as we progress through the year?
- Are there any external trends or emerging issues that we should be mindful of as we pursue these priorities?
- Given your experience with priority implementation, are there any lessons learned that we can apply to avoid common challenges and optimize our outcomes?




Family Engagement Update



First Day of School Attendance

| School | Day 1 Show Rate |
|--------|-----------------|
| RMS | 94.6% |
| RSSP | 94.4% |
| RLS | 94.4% |
| ROMO | 99% |
| RDP | 89% |
| RBM | 94% |
| RSA | 93.4% |
| RSK | 95% |
| RFZ | 93.8% |
| RRS | 95% |
| RRWC | 87.8% |
| RFA | 94.5% |
| RDL | 91.8% |



5,818 Rocketeers attended the first day of school, achieving a **94% Day 1 show rate** (up from 93% in 23-24)

Day 0-30 Key Initiatives Update as of 8/12

| Event | Home Visits | Orientation | TK/Kinder Warm Up Camps |
|-------|----------------------------|----------------|-------------------------|
| Goal | 50% of families by 8/16/24 | 90% Completion | 90% Attendance |
| RMS | 23% | 98% | 80% |
| RSSP | 66% | 90% | 85% |
| RLS | 44% | 100% | 87% |
| ROMO | 34% | 97% | 89% |
| RDP | 47% | 81% | 91% |
| RBM | 49% | 85% | 74% |
| RSA | 27% | 84% | 86% |
| RSK | 57% | 96% | 75% |
| RFZ | 50% | 90% | 81% |
| RRS | 36% | 90% | 74% |
| RRWC | 37% | 90% | 0% |
| RFA | 61% | 96% | 89% |
| RDL | 41% | 85% | 79% |
| CA | 44% | 91% | 76% |

Key Takeaway:

- On track to meeting Home Visit goal by 1st week of school

Strategies:

- Orientations scheduled earlier this year to allow more time for family follow up and make ups to increase attendance
- Facilitated Home Visit Professional Development for New to Rocketship Staff
- Increased days allotted for TK / K camps from 1 day to 2 days to support attendance
- All schools completed Pre-Day 1 personal phone calls to support attendance



First Annual CA RPS Family Resource Fair

Event Highlights


- 250+ people attended
- 24+ community organizations
- 50+ free haircuts and vouchers
- Received \$8,500 from Sponsors!

Community Sponsorships:

- Welbe
- Santa Clara Family Health Plan
- First 5 of Santa Clara County
- Excite Credit Union




Closed Session



The CA Board Committee
is in closed session.



Closed Session Report Out



Adjourn

